









Infos/Ausstattung
W-LAN
Leinwand: Deckenmontage, elektrisch, 2 x 2 m (b x h)
Beamer: portabel
Türen: Holz
Beschattung: Lamellen

Legende

-  Bodendose (Strom)
-  Wandsteckdose
-  Notausgang
-  Rezeption
-  Restaurant
-  Konferenzraum
-  Garderobe
-  Heizkörper

