

### Infos/Ausstattung

W-LAN

Leinwand: Deckenmontage elektrisch, 2,4 x 1,8 m (b x h)











Beamer: Deckenmontage

Trennwand: Schubpaneele

Türen: Holz

Beschattung: Gardinen innen

### Legende

-  Beamer
-  Wandsteckdose
-  Lautsprecher
-  Notausgang
-  Rezeption
-  Restaurant
-  Prefunction Area
-  Konferenzraum
-  Vorhang
-  Heizkörper

